


RAILWAY WHEELS

AXLES

RAILWAY WHEEL SETS



COMPANY OVERVIEW

We have become a name symbolising quality & excellence in the field of precision engineering since our inception in 1989. Our in-house capability & state of the art automotive engineering enables us to manufacture in a large range of applications suitable for Agriculture: Tractors, Harvesters | Heavy Duty: Trucks, Buses, Trailers | Automotive: Generators: Industrial, Standby/Home backup, Portable | Oil & Gas: Pumps & Compressors | Refrigeration: Compressor | Industrial | Off Road & On Road: Motorcycles, Carts, Jet Skis | High Performance: Racing Series | Locomotive | Marine | Aerospace.

Balu Forge has evolved to produce a wide range of wheels, axles, and wheel sets to meet the needs of its customers, hence contributing sustainably to the Indian government's Made in India initiative. It's one of the world's few fully integrated businesses, producing wheels, axles, and wheel sets all under one roof. The firm has an experienced railway vehicle design staff on hand to serve users with quick, high-quality services at any moment.

Balu Forge meets the bulk requirements for locomotives, passenger vehicles, freight vehicles, and other coaching vehicles in terms of wheels, axles, and wheel sets. Balu Forge produces high-quality wheel sets for clients all over the world, with a production capacity of about 48,000 wheels per year, which are used for railway waggons, passenger coaches, and locomotives in various gauges.



PRODUCT RANGE

WHEELS

GAUGE	DESCRIPTION	WHEEL TYPE
Broad Gauge	1098mm dia BG Loco (Rough)- WDM2, DM3A,WDM3D,WCG2,WCAM1,WCAM3, WCAG1,WAP1,WDP1,WDP2,WDG3A, WAM4,WAG7,WAG5,WAP4 Locos.	Locomotive application
Broad Gauge	1098mm dia for ABB Loco (Rough)	Locomotive application
Broad Gauge	1098mm dia for GM Loco (Rough)- WDG4 Loco	Locomotive application
Broad Gauge	970mm dia MG Loco (Rough)	Locomotive application
Metre Gauge	970 mm dia MG Loco (Rough)	

GAUGE	DESCRIPTION	WHEEL TYPE
Broad Gauge	840 mm dia Container Flat Wagon - 20.3 t axle load.	Freight application
Broad Gauge	915 mm dia BG Defence	Freight application
Broad Gauge	1000 mm dia BOX-N	Freight application
Broad Gauge	1000 mm dia BG BOX	Freight application
Broad Gauge	1000 mm dia – 25t axle load wheel	Freight application
Broad Gauge	840 mm dia for 25t axle load wheel (Developed based on FEA done by RWF) upgraded to 25t axle load.	Freight application
Broad Gauge	1090 mm dia wheel for Milk Tank for RMT	Freight application
Metre Gauge	725 mm dia MG Wagon	

GAUGE	DESCRIPTION	WHEEL TYPE
Broad Gauge	958 mm dia EMU wheel (TC) (Rough)	Passenger Application
Broad Gauge	958 mm dia EMU wheel (Rough) (MC)	Passenger Application
Broad Gauge	958 mm dia EMU wheel (Rough) for Milk Tank use	Passenger Application
Broad Gauge	921 mm dia BG Coaching (Rough)	Passenger Application
Broad Gauge	915 mm dia LHB	Passenger Application
Broad Gauge	866 mm dia for Kolkata Metro	Passenger Application
Broad Gauge	731 mm dia MG Coaching (Rough)	Passenger Application
Broad Gauge	844 mm dia DEMU MG	Passenger Application
Broad Gauge	513 mm dia for NG Coaching for	Passenger Application
Broad Gauge	Kalka- Shimla section	

GAUGE	DESCRIPTION	WHEEL TYPE
Broad Gauge	BOX N - 22.9t	Loco Application
Broad Gauge	25T axle suitable for k class CTRB	Loco Application
Broad Gauge	25t axle load axle	Loco Application
Broad Gauge	WDM-2C	Loco Application
Broad Gauge	WDM-2	Loco Application
Broad Gauge	WAG-7	Loco Application
Broad Gauge	WDP-2	Loco Application
Broad Gauge	TAO-659	Loco Application
Broad Gauge	WDP-1 & WDG-2	Loco Application
Broad Gauge	WDG2 & WDG3	Loco Application
Broad Gauge	WAP-1, WAP-4	Loco Application
Broad Gauge	WAG-9	Loco Application
Broad Gauge	WAP-5	Loco Application
Broad Gauge	WDP-4	Loco Application
Broad Gauge	WDG-4	Loco Application
Broad Gauge	X Class	Loco Application
Broad Gauge	VDM-4	Loco Application

THE WIDEST RANGE

PRODUCT

DESCRIPTION

WHEELS

MONOBLOC, TYRED, RESILIENT,
FROM Ø 300 MM UP TO Ø 1450 MM

AXLES

ALL TYPES

TYRES

ALL TYPES

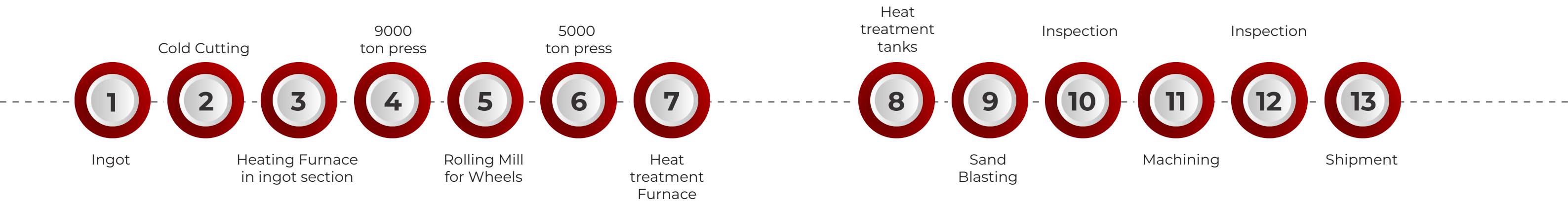
WHEELS CENTERS

ALL TYPES OF WHEELSETS COMPLETE WITH
BRAKE DISCS, AXLE BOXES AND DRIVE UNITS

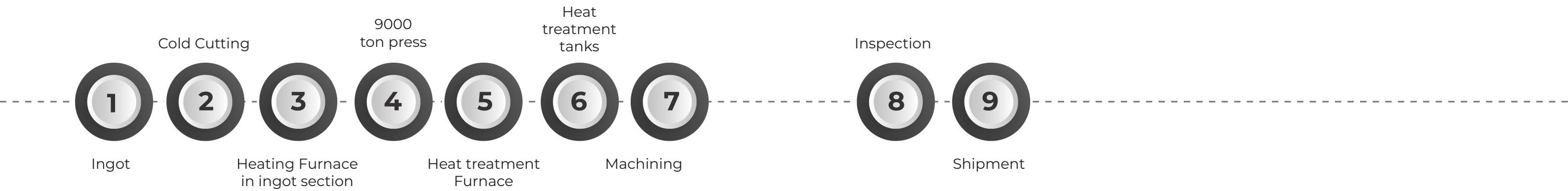


MANUFACTURING PROCESS

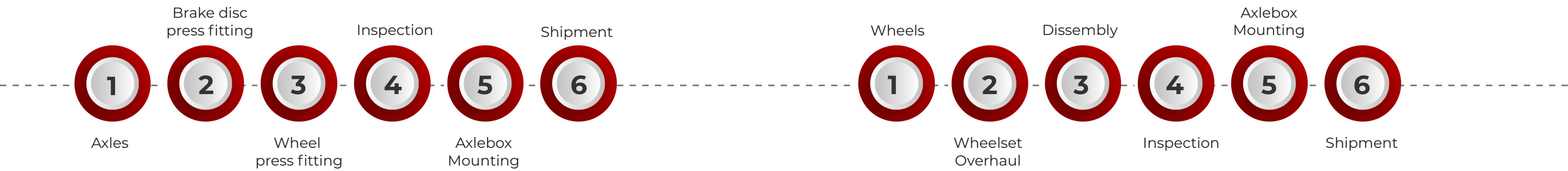
WHEELS



AXLES



WHEEL SETS



BALU FORGE INDUSTRIES LTD (BIFL)

OUR BRANCHES

Registered Office

506 , Imperial Palace, 45, Telly Park Road, Andheri (E), Mumbai-400069, Maharashtra, India.

+91-22-26839916

+91-22-26842860

sales@baluindustries.com,
info@baluindustries.com

Regional Office 1

Turkey - Will be
commissioned Q3 2021

Regional Office 2

United States - Will be
commissioned Q1 2022

Plant Address Unit 1

43-B, Katki Industrial Area, Katki,
Belagum-591113, Karnataka, India

Plant Address Unit 2

44-B, Katki Industrial Area, Katki,
Belagum-591113, Karnataka, India

Plant Address Unit 3

Shah & Mehta Ind.Estate, Plot No.
28,29, Village Ghonsai, Tal. Wada,
Dist. Palghar, Pin - 421312

Plant Address Unit 3

S21 - 11, Al-Hulaila Industrial Zone-FZ,
Ras Al Khaimah Economic Zone

