

Introductory sub-table (I)(a)

BELL AGROMACHINA LTD.

Name of the Company: **BELL AGROMACHINA LTD.**
 Scrip Code, Name of the scrip, **531112**
 Class of security: **31/03/2014**
 Quarter ended: **31/03/2014**

Partly paid-up shares:-	No. of partly paid-up shares	As a % of total no. of partly paid-up shares	As a % of total no. of shares of the company
Held by promoter/promoter group	0	NIL	0
Held by public	0	NIL	0
Total - D	NIL	NIL	NIL

Outstanding convertible securities:-	No. of outstanding securities	As a % of total no. of outstanding convertible securities	As a % of total no. of shares of the company, assuming full conversion of the convertible securities
Held by promoter/promoter group	0	NIL	NIL
Held by public	0	NIL	NIL
Total - E	NIL	NIL	NIL


Warrants:-	No. of warrants	As a % of total no. of warrants	As a % of total no. of shares of the company, assuming full conversion of warrants
Held by promoter/promoter group	0	NIL	NIL
Held by public	0	NIL	NIL
Total - F	NIL	NIL	NIL

Total paid-up capital of the company, assuming full conversion of warrants and convertible securities	2000000




Statement Showing Shareholding Pattern

Category code	Category of Shareholder	Number of Shareholders	Total number of shares	Number of shares held in dematerialized form	Total shareholding as a percentage of total number of shares		Shares Pledged or otherwise encumbered	As a percentage
					As a percentage of (A+B) ¹	As a percentage of (A+B+C)		
(A)	Shareholding of Promoter and Promoter Group ²							
1	Indians							
(a)	Individuals/ Hindu Undivided Family	6	1215000	0	34.71	34.71	0	
(b)	Central Government/ State Government(s)	0	0	0	0.00	0.00	0	
(c)	Bodies Corporate	3	745000	0	21.29	21.29	0	
(d)	Financial Institutions/ Banks	0	0	0	0.00	0.00	0	
(e)	Any Others(Specify)	0	0	0	0.00	0.00	0	
(e-i)	Other Individuals	0	0	0	0.00	0.00	0	
(e-ii)	Mutual Fund	0	0	0	0.00	0.00	0	
(e-iii)	Body Corp in Concert	0	0	0	0.00	0.00	0	
(e-iv)	Non Government Institutions	0	0	0	0.00	0.00	0	
	Sub Total(A)(1)	9	1960000	0	56.00	56.00	0	0.00
2	Foreign							
a	Individuals (Non-Residents Individuals/ Foreign Individuals)	0	0	0	0.00	0.00	0	
b	Bodies Corporate	0	0	0	0.00	0.00	0	
c	Institutions	0	0	0	0.00	0.00	0	
d	Any Others(Specify)	0	0	0	0.00	0.00	0	
	Sub Total(A)(2)	0	0	0	0.00	0.00	0	0.00
	Total Shareholding of Promoter and Promoter Group (A)=(A)(1)+(A)(2)	9	1960000	0	56.00	56.00	0	0.00
(B)	Public shareholding							
1	Institutions							
(a)	Mutual Funds/ UTI	0	0	0	0.00	0.00	0	
(b)	Financial Institutions/ Banks	0	0	0	0.00	0.00	0	
(c)	Central Government/ State Government(s)	0	0	0	0.00	0.00	0	
(d)	Venture Capital Funds	0	0	0	0.00	0.00	0	
(e)	Insurance Companies	0	0	0	0.00	0.00	0	
(f)	Foreign Institutional Investors	0	0	0	0.00	0.00	0	
(g)	Foreign Venture Capital Investors	0	0	0	0.00	0.00	0	
(h)	Any Other (Specify)	0	0	0	0.00	0.00	0	
	Sub-Total (B)(1)	0	0	0	0.00	0.00	0	0.00



B 2	Non-institutions														
(a)	Bodies Corporate	7	15550	15150	0.44	0.44									
(a-i)	Corporate Client Bene	0	0	0	0.00	0.00									
(a-ii)	Corporate client Margin	0	0	0	0.00	0.00									
(a-iii)	Corporate Body (Offer)	0	0	0	0.00	0.00									
(b)	Individuals														
I	Individuals - i. Individual shareholders holding nominal share capital up to Rs 1 lakh	1519	1183650	128350	33.82	33.82									
II	ii. Individual shareholders holding nominal share capital in excess of Rs 1 lakh	12	306300	81200	8.75	8.75									
(c)	Any Other (Specify)	0	0	0	0.00	0.00									
(c-i)	NRI Individuals (Non Rep)	1	2500	2500	0.07	0.07									
(c-ii)	OCB	0	0	0	0.00	0.00									
(c-iii)	Foreign Bodies	0	0	0	0.00	0.00									
(c-iv)	NRI (Repatriation)	3	32000	32000	0.91	0.91									
	Sub-Total (B)(2)	1542	1540000	259200	44.00	44.00									
(B)	Total Public Shareholding (B)= (B)(1)+(B)(2)	1542	1540000	259200	44.00	44.00									
	TOTAL (A)+(B)	1551	3500000	259200	100.00	100.00									
(C)	Shares held by Custodians and against which Depository Receipts have been issued														
(1)	Promoter and Promoter Group	0	0	0	0.00	0.00									0.00
(2)	Public	0	0	0	0.00	0.00									
	GRAND TOTAL (A)+(B)+(C)	1551	3500000	259200	100.00	100.00									0.00



(D)(b) BELL AGROMACHINA LTD.
category "Promoter and Promoter Group"

Sr. No.	Name of the shareholder	Details of Shares held			Encumbered shares (*)			Details of warrants			Details of convertible securities			Total shares (including underlying shares assuming full conversion of warrants and convertible securities) as a % of diluted share capital
		Number of shares held	As a % of grand total (A)+(B)+(C)	No.	As a percentage (V)=(V)/(III)*100	As a % of grand total (A)+(B)+(C) of sub-clause (I)(a)	Number of warrants held	As a % total number of warrants of the same class	Number of convertible securities held	As a % total number of convertible securities of the same class	(XII)			
(i)	(ii)	(iii)	(iv)	(v)	(vi)	(vii)	(viii)	(ix)	(x)	(xi)	(xii)			
1	ARUNA PRASHANTH BELLAD	74000	2.114286	0	0.00	0.000000	0	0.000000	0	0.000000	2,114,286			
2	BELLAD ENGINEERS PVT LTD	175000	5.000000	0	0.00	0.000000	0	0.000000	0	0.000000	5,000,000			
3	BELLAD AUTOMOBILES ENGRS (P) LTD	258500	7.385714	0	0.00	0.000000	0	0.000000	0	0.000000	7,385,714			
4	BELLAD MOTORS (P) LTD	311500	8.900000	0	0.00	0.000000	0	0.000000	0	0.000000	8,900,000			
5	MAHESH SHIVAPUTRA BELLAD	119500	3.414286	0	0.00	0.000000	0	0.000000	0	0.000000	3,414,286			
6	PRASHANTH SHIVAPUTRA BELLAD	101500	2.900000	0	0.00	0.000000	0	0.000000	0	0.000000	2,900,000			
7	SHILPA MAHESH BELLAD	62000	1.771429	0	0.00	0.000000	0	0.000000	0	0.000000	1,771,429			
8	SHIVAPUTRA GURAPPA BELLAD	759000	21.685715	0	0.00	0.000000	0	0.000000	0	0.000000	21,685,715			
9	SMT SHARADA SHIVAPUTRA BELLAD	99000	2.828571	0	0.00	0.000000	0	0.000000	0	0.000000	2,828,571			
	Total	1960000	56.000001	0	0.00	0.000000	0	0.000000	0	0.000000	56,000,001			



(D)(c)(i) BELLAGROMACHINA LTD.
category "Public" and holding more than 1% of the total number of shares

Sr. No.	Name of the shareholder	Number of shares held	Shares as a percentage of total number of shares (i.e., Grand Total (A)+(B)+(C) indicated in Statement at para (D)(a) above}	Details of warrants held	As a % total number of warrants of the same class	Details of convertible securities held	% w.r.t total number of convertible securities of the same class	Total shares (including underlying shares assuming full conversion of warrants and convertible securities) as a % of diluted share capital
1	HITESH NATWARLAL KAWA	62000	1.771429	0	0.000000	0	0.000000	1.771429
2	DEVENDRA S SHAH	39900	1.14	0	0.000000	0	0.000000	1.140000
Total		101900	2.911429	0	0.000000	0	0.000000	2.911429



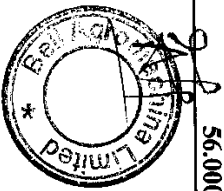
(D)(c)(ii) **BELL AGROMACHINA LTD.**
PAC) belonging to the category "Public" and holding more than 5% of the total number of shares of the company

Sr. No.	Name(s) of the shareholder(s) and the Persons Acting in Concert (PAC) with them	Number of shares	Shares as a percentage of total number of shares {i.e., Grand Total (A)+(B)+(C) indicated in Statement at para (D)(a) above}	Details of warrants		Details of convertible securities		Total shares (including underlying shares assuming full conversion of warrants and convertible securities) as a % of diluted share capital
				Number of warrants	As a % total number of warrants of the same class	Number of convertible securities held	% w.r.t total number of convertible securities of the same class	
1	NIL	0	0.000000	0	0.000000	0	0.000000	0.000000
Total		0	0.000000	0	0.000000	0	0.000000	0.000000



BELL AGROMACHINA LTD.
(D)(d) Statement showing details of locked-in shares


Sr. No.	Name of the shareholder	Number of locked-in shares	Locked-in shares as a (%) percentage of total number of shares i.e., Grand Total (A)+(B)+(C) indicated in Statement at para (D)(a) above}	Promoter / Promoter Group / Public
1	BELLAD MOTORS (P) LTD	50000	1.428571	Promoter/Promoter Group
2	BELLAD MOTORS (P) LTD	261500	7.471429	Promoter/Promoter Group
3	BELLAD AUTOMOBILES ENGRS (P) LTD	258500	7.385714	Promoter/Promoter Group
4	BELLAD ENGINEERS PVT LTD	175000	5	Promoter/Promoter Group
5	SHIVAPUTRA GURAPPA BELLAD	677300	19.351429	Promoter/Promoter Group
6	PRASHANTH SHIVAPUTRA BELLAD	101500	2.9	Promoter/Promoter Group
7	SMT SHARADA SHIVAPUTRA BELLAD	99000	2.828571	Promoter/Promoter Group
8	SHIVAPUTRA GURAPPA BELLAD	23500	0.671429	Promoter/Promoter Group
9	SHIVAPUTRA GURAPPA BELLAD	20000	0.571429	Promoter/Promoter Group
10	MAHESH SHIVAPUTRA BELLAD	119500	3.414286	Promoter/Promoter Group
11	SHIVAPUTRA GURAPPA BELLAD	5000	0.142857	Promoter/Promoter Group
12	SHIVAPUTRA GURAPPA BELLAD	5000	0.142857	Promoter/Promoter Group
13	SHIVAPUTRA GURAPPA BELLAD	28200	0.805714	Promoter/Promoter Group
14	SHILPA MAHESH BELLAD	62000	1.771429	Promoter/Promoter Group
15	ARUNA PRASHANTH BELLAD	74000	2.114286	Promoter/Promoter Group
Total		1966000	56.000001	



BELL AGROMACHINA LTD.

(11)(a) Statement showing details of Depository Receipts (DRs)


Sr. No.	Type of outstanding DR (ADRs, GDRs, SDRs, etc.)	Number of outstanding DRs	Number of shares underlying outstanding DRs	Shares underlying outstanding DRs as a percentage of total number of shares {i.e., Grand Total (A)+(B)+(C) indicated in Statement at para (1)(a) above}
1	NIL	Nil	Nil	Nil
Total		0	0	0



BELL AGROMACHINA LTD.

(D)(b) Statement showing Holding of Depository Receipts (DRs), where underlying shares held by 'promoter/promoter group' are in excess of 1% of the total number of shares

Sr. No.	Name of the DR Holder	Type of outstanding DR (ADRs, GDRs, SDRs, etc.)	Number of shares underlying outstanding DRs	Shares underlying outstanding DRs as a percentage of total number of shares i.e., Grand Total (A)+(B)+(C) indicated in Statement at para (D)(a) above}
1	NIL		Nil	Nil
Total		0	0	Nil



Sr.No	Notes
1	
2	
3	
4	
5	
6	
7	
8	
9	

